

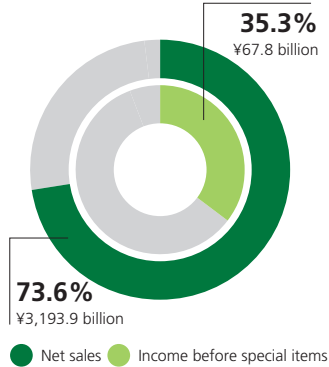
(Year ended March 31, 2008)

Petroleum (Japan Energy Group)

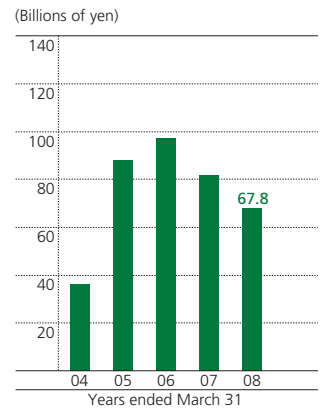


Net sales	¥3,193.9 billion	15.9%	YOY
Operating income	¥62.5 billion	(17.7%)	YOY
Income before special items	¥67.8 billion	(17.2%)	YOY

Contribution to results



Income before special items

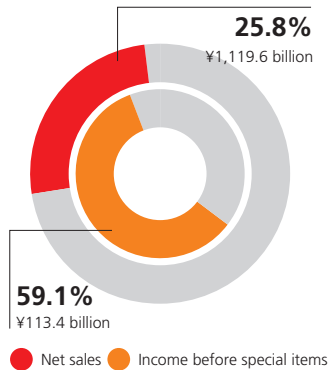


Metals (Nippon Mining & Metals Group)

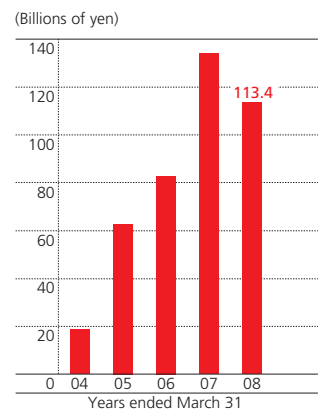


Net sales	¥1,119.6 billion	9.3%	YOY
Operating income	¥34.9 billion	(33.3%)	YOY
Income before special items	¥113.4 billion	(15.4%)	YOY

Contribution to results



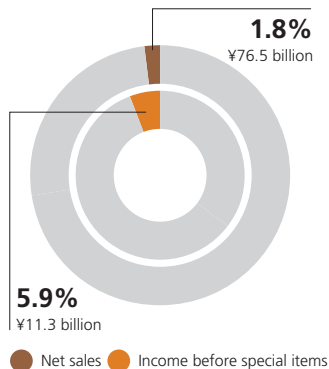
Income before special items



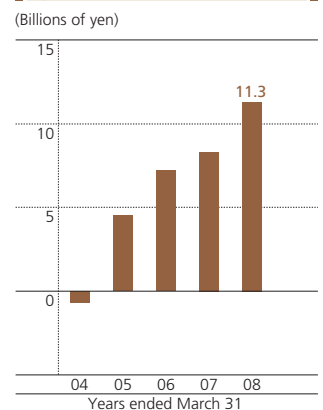
Other Operations (Independent Operating and Functional Support Companies)

Net sales	¥76.5 billion	16.5%	YOY
Operating income	¥5.8 billion	70.8%	YOY
Income before special items	¥11.3 billion	48.3%	YOY

Contribution to results



Income before special items



*1. Other than the above, net sales decreased ¥50.6 billion, operating income decreased ¥0.0 billion, and income before special items decreased ¥0.5 billion of intersegment eliminations or corporate. The parameters used in the calculation of "Contribution to results" percentages are the respective consolidated totals, including intersegment eliminations and corporate.
 *2. Ordinary income for the fiscal years ended March 31, 2005 and March 31, 2006 has been revised to reflect changes to segment classifications from the fiscal year ended March 31, 2007. Metals segment income before special items for the fiscal year ended March 31, 2004 is the cumulative total for the former metals-related segments.